

- Sampling Conditioning Systems
- Process Analytics
- System Integration
- Gas Generators
- FTIR-Analysers

conditioning systems

## CONDITIONING SYSTEMS

### Sample Gas Conditioner JCC



#### FEATURES

- ◆ Stable dew point at +3°C
- ◆ Ambient temperature + 5...+45°C (50°C)
- ◆ Proportional temperature & pressure control
- ◆ Built-in pump & condensate discharge pump
- ◆ Digital temperature display and flowmeter
- ◆ High performance heat exchanger
- ◆ Proven and reliable technology
- ◆ Compact and robust
- ◆ Environment-friendly (CFC free)

#### GENERAL

The JCC Sample Gas Conditioner is designed to lower the sample dew point and supply dehumidified sample gas with a pump to the moisture intolerant analysis equipment. The operation capability at high ambient temperature enables also applications i.e. in boiler houses.

#### TECHNOLOGY

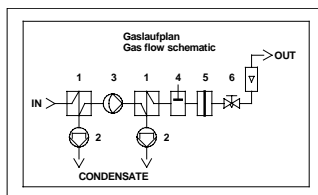
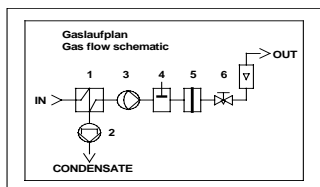
A constant dew point independent of varying sample specifications and ambient temperature is ensured by an improved proportional temperature and pressure control. The cooling system features a continuously running non-CFC compressor motor filled

with environmentally friendly R134a. The high performance heat exchanger guarantees maximum heat transfer rate and leak free operation. A built-in condensate discharge pump removes the condensate continuously and respectively a sample filter the impurities.

#### FEATURES

The JCC Sample Gas Conditioner features a single or dual gas path made of PVDF. A flowmeter allows the adjustment of the required flow rate. A digital temperature display, an isolated contact and interlocked pump provide unattended trouble free operation.

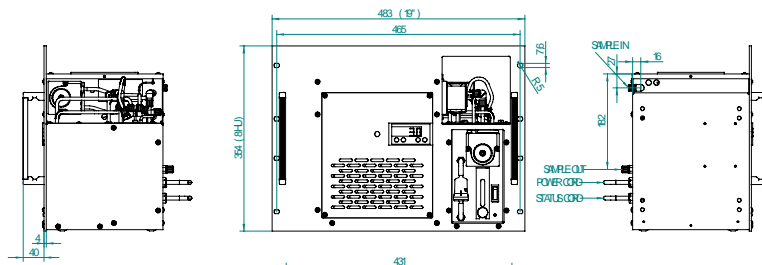
## TECHNICAL DATA



### Gas flow

- 1 Heat Exchanger
- 2 Peristaltic Pump
- 3 Diaphragm Pump
- 4 Condensate Sensor Option)
- 5 Filter
- 6 Flowmeter needle valve

### Dimensions



#### SPECIFICATIONS

Flowmeter	with needle valve PP/Glass/PVDF
Flowmeter range	10...100NI/h / 15...150NL/h
Operating control	Digital indication of heat exchanger temp.
Contact rating	Built-in temp. Alarm and pump will be interlocked at >8°C
Gas connection	Gas inlet: Fitting DN 4/6 PVDF Gas outlet: Fitting DN 4/6 PP
Protection class	IP20 according EN 60529
Mains	3P cable 2m
Housing	Steel sheet; coated RAL 7035
Dimension	430x225x300mm (WxDxH)
Weight	max. 20kg

#### SPECIFICATIONS

Flowmeter	with needle valve PP/Glass/PVDF
Flowmeter range	10...100NI/h / 15...150NL/h
Operating control	Digital indication of heat exchanger temp.
Contact rating	Built-in temp. Alarm and pump will be interlocked at >8°C
Gas connection	Gas inlet: Fitting DN 4/6 PVDF Gas outlet: Fitting DN 4/6 PP
Protection class	IP20 according EN 60529
Mains	3P cable 2m
Housing	Steel sheet; coated RAL 7035
Dimension	430x225x300mm (WxDxH)
Weight	max. 20kg

Order No.		JCC-			
Housing	Wall mounting on rear panel	L			
	19" rack mounting	R			
Gas Path	1 gas path; PVDF, 1 condensate pump			1	
	2 gas path; PVDF, 2 condensate pumps			4	
Fine dust filter	One way filter			1	
	Special on request			2	
Gas sample pump	< 200NI/h Standard pump			2	
	< 200NI/h Membrane pump (incl. Relay for remote control)			4	
Gas flow control	Flow meter PVDF with needle valve 15...150 NI/h			3	
	Flow meter PVDF with needle valve 10...100 NI/h			4	
	Flow meter PVDF incl. flow alarm and light barrier			5	
Condensate detector	without			0	
	With KW-1 (interlocks pump by condensate breakthrough)			1	
Power supply	230V 50Hz			1	
	230V 60Hz			2	
	115V 50Hz			3	
	115V 60Hz			4	

Specification subject to change without notice.

PDS\_E\_JCC\_08/07\_Rev. 6

